

1

**KB** 0000332  
**Dated** 28/09/10  
**Revision** 0.01

### Windows gets a 0.0.0.0 Default Gateway

#### Problem

Seen on Windows 7 but can also occur on Vista, I had this problem a while ago and fixed it then it reoccurred this morning (after I'd spent a morning on a client site changing my IP address a few times. As soon as I got back to the office the machine picked up an IP address from DHCP with the correct default gateway, but sat above that was a default gateway of 0.0.0.0

I could not ping anything outside my network either.

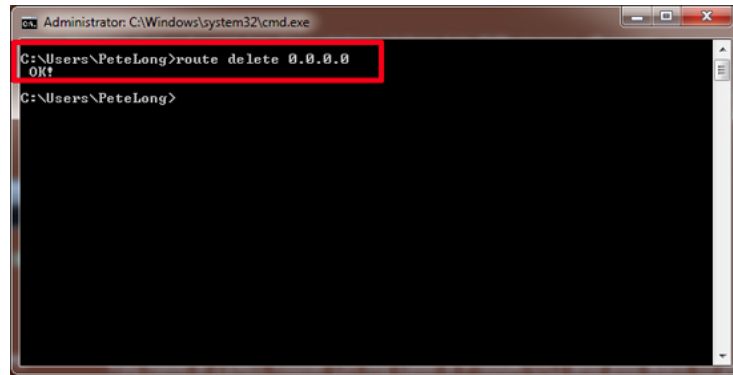
#### Solution

After some "Googling" it turns out this problem is caused by the Apple "Bonjour Service" as I detest iTunes and have no Apple software I was confused. It seems that Adobe CS3 (Creative Studio) installs it, (Thought CS4 does not).

Quick Fix (though not permanent)

1. Start > Run > cmd {enter}
2. Issue the following command,

```
route delete 0.0.0.0
```



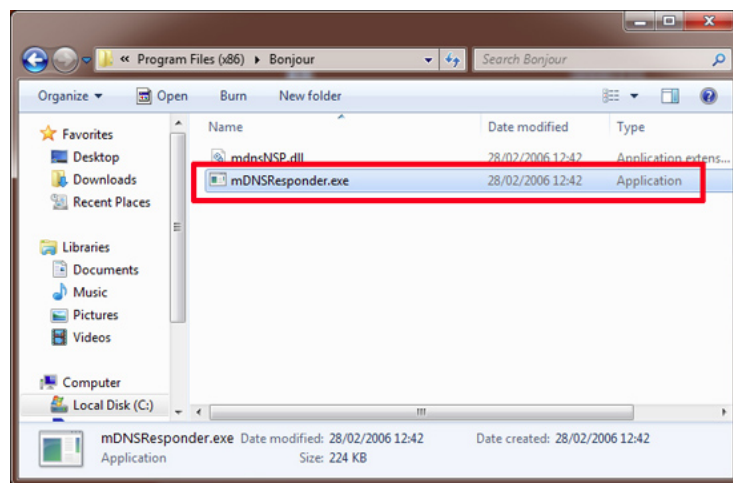
#### Permanent Fix

1. Firstly make sure that Bonjour **IS** your problem look for the following,

C:\Program Files\Bonjour\mDNSResponder.exe

or

C:\Program Files (x86)\Bonjour\mDNSResponder.exe (if your x64 bit I'm not sure?)



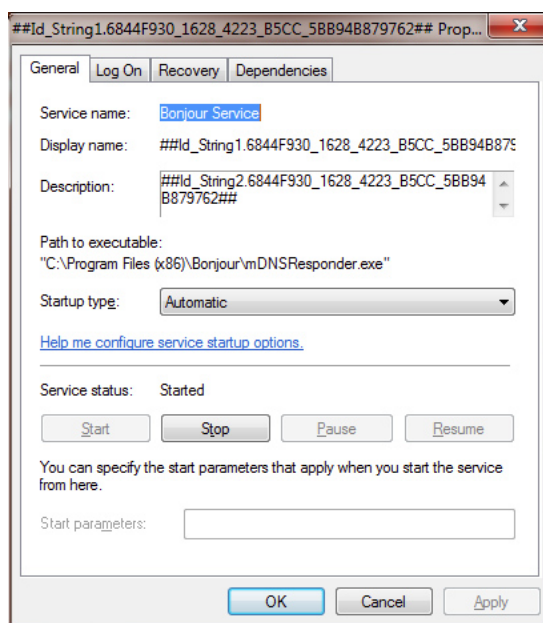
2.If is is there look to find the service that running it, (Start > Run > Services.msc).

In my case the service was called,

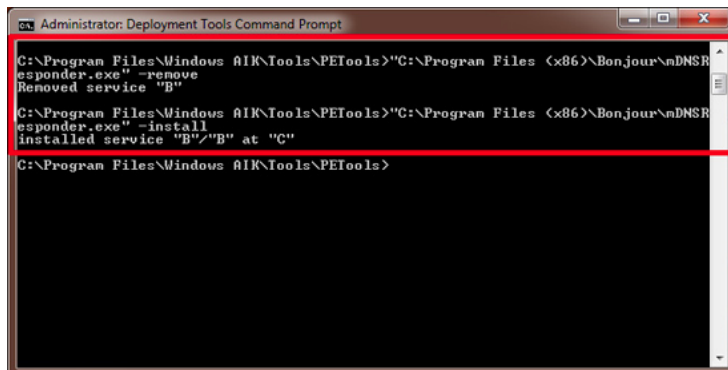
##Id\_String2.6844F930\_1628\_4223\_B5CC\_5BB94B879762##

Catchy eh? I discovered [here](#) that is caused by an install error.

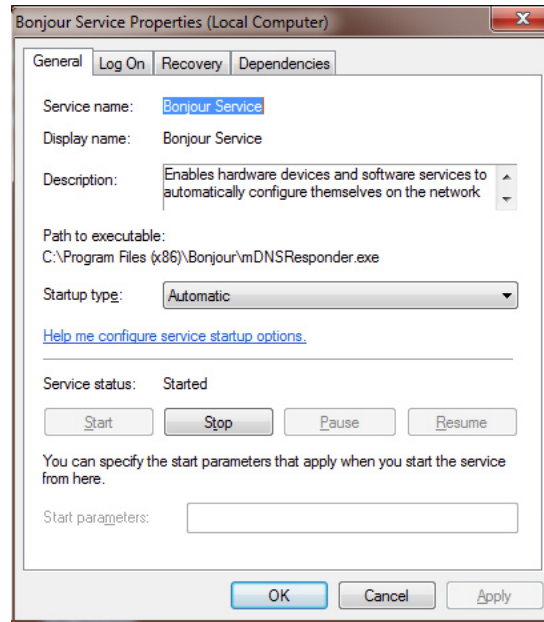
This



Is fixed with these commands



3. Now I can see it correctly,

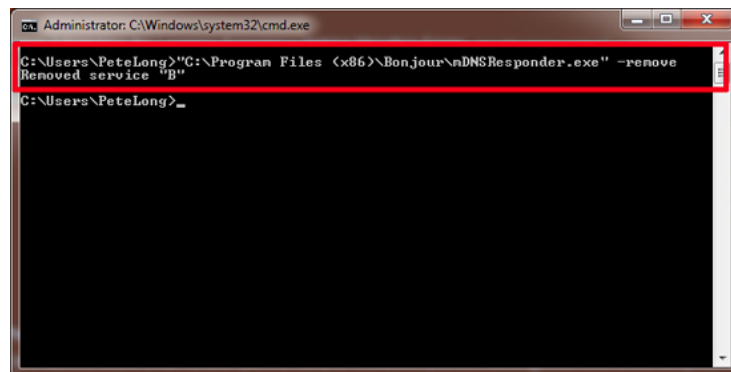


**Note:** Some forums report that the "National Instruments mDNS Responder Service" also used the same system and causes this problem.

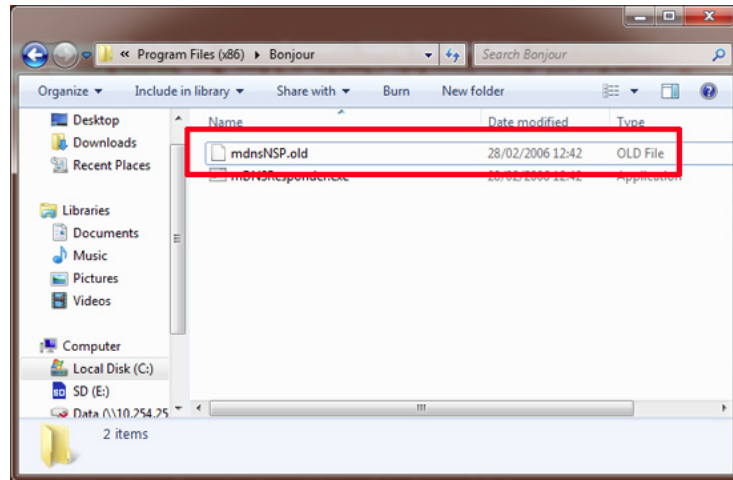
4. You can simply stop and disable the service if you wish, or you can remove it by, running the following command,

x32 bit `"C:\Program Files\Bonjour\mDNSResponder.exe" -remove`

x64 bit `"C:\Program Files (x86)\Bonjour\mDNSResponder.exe" -remove`

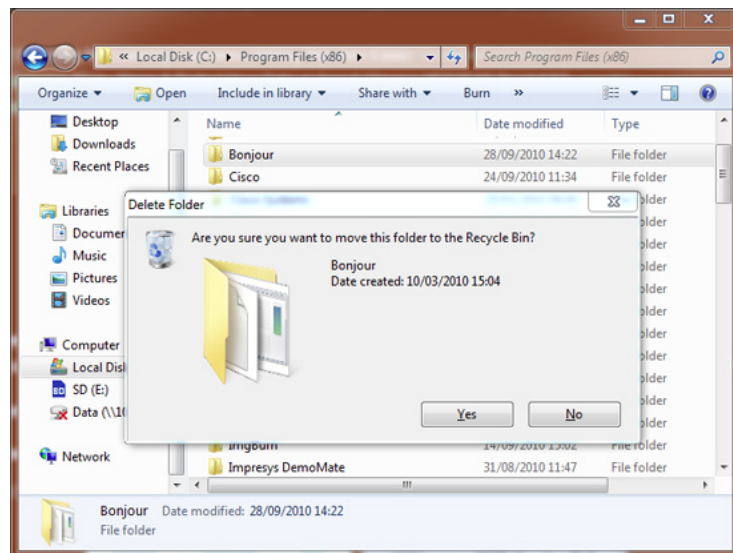


5. Navigate to, C:\Program Files\Bonjour\ **OR** C:\Program Files (x86)\Bonjour\ And rename mdnsNSP.dll to mdnsNSP.old



6. Reboot the affected machine.

7. Then delete the Bonjour folder.



Please be aware, all information is provided free, but it does cost me to have this site hosted, if I've helped you in any way, or saved you some time/cost please take time to make a donation.

If you have anything to add to an article, or have an article you would like us to publish please feel free to contact PeteNetLive. (Please be aware I get a **LOT** of email, I cannot assist and fix everyone's problems, please do not be offended if you do not get a response).

#### References - Credits - Or External Links

[National Instruments](#)

[Microsoft](#)



PeteNetLive ©2011

